



Paroc Panel System:	Facade	Detail No.:	FA-E-305
Type: Cladding Detail		Scale: 1:5	Revision: A
Subject: Vertical joint with Omega profile. Horizontal installation Omega flashing system 3 (flat)		Date: 02/2012	Revision Date: 24.11.2020
		Signature: KJN	Revision Signature: JeN

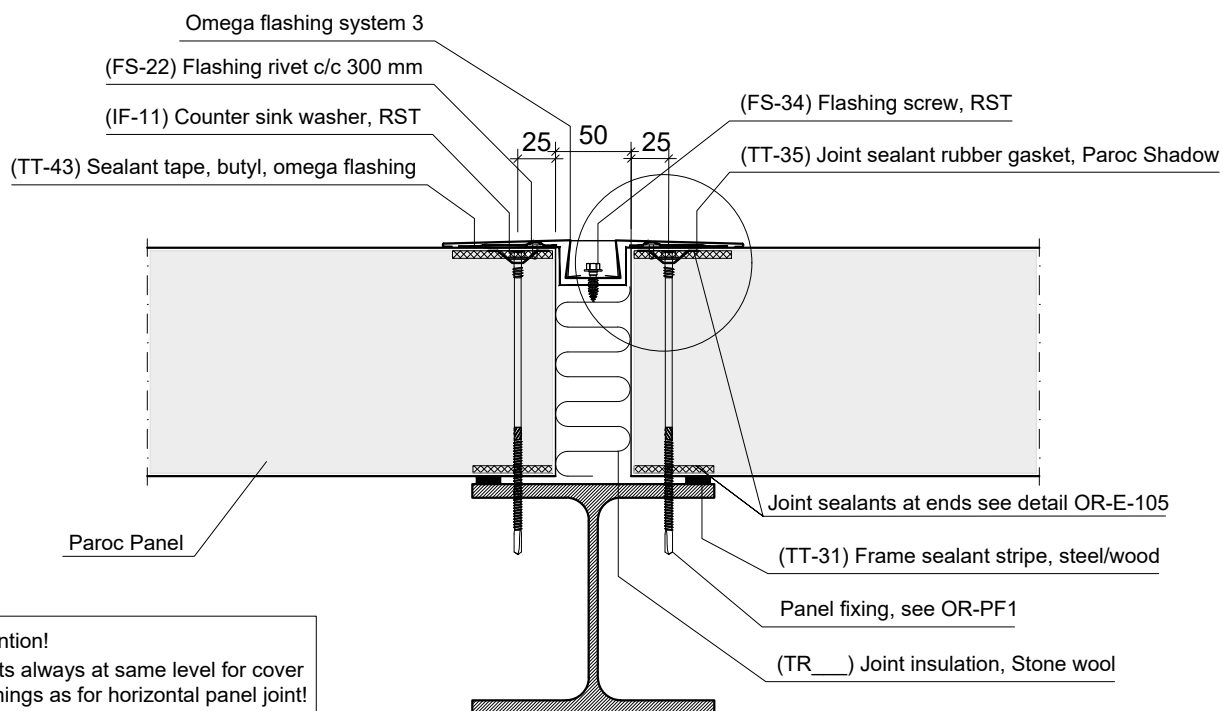
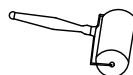
Notice: Principle Master Detail

Project specific changes on designer's responsibility

Copyright Paroc Panel System 2019-07-01

Information about joint sealants can be found in details OR-E-105 and OR-E-106.

Always use a tape roller on sealant tapes to ensure maximum sealant effectivity!



#### Attention!

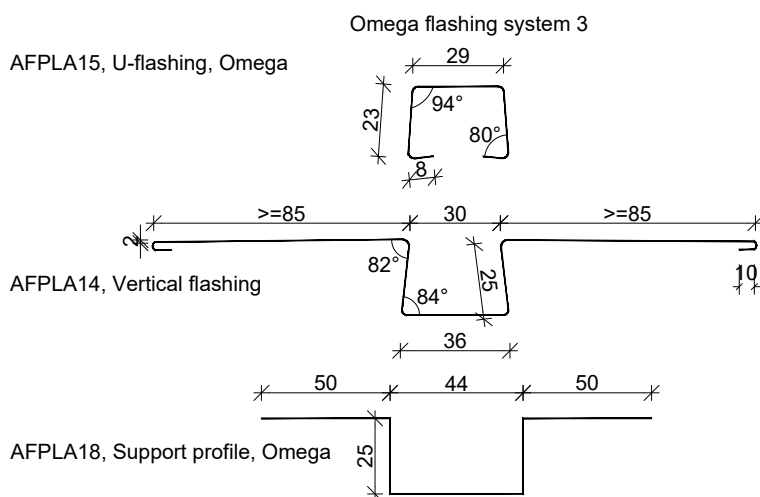
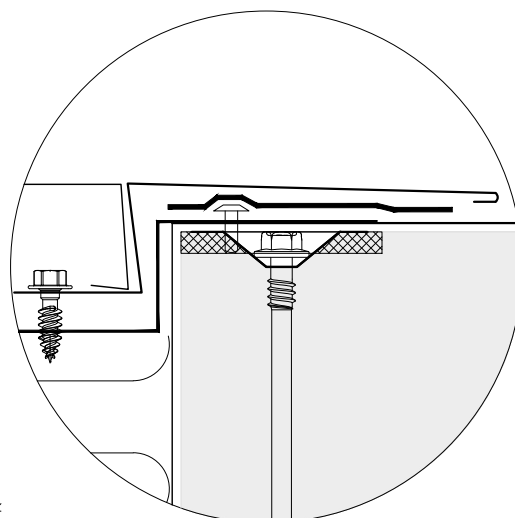
Joints always at same level for cover flashings as for horizontal panel joint!

Never install two flashings together with screws in lenght direction!

Use butyl tape over the support flashing joints!

#### Attention !

This concealed fastening system requires predrilled holes  $d=27$  mm in the external sheet!



[X] Supplier Paroc Panel System